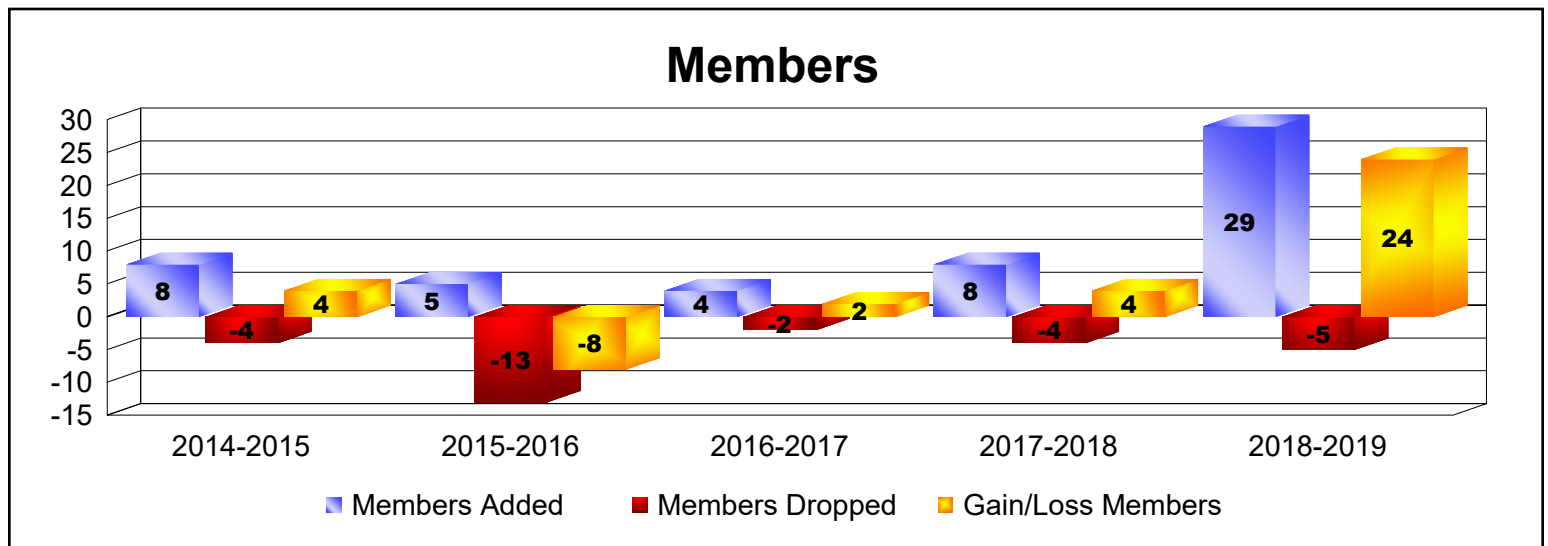
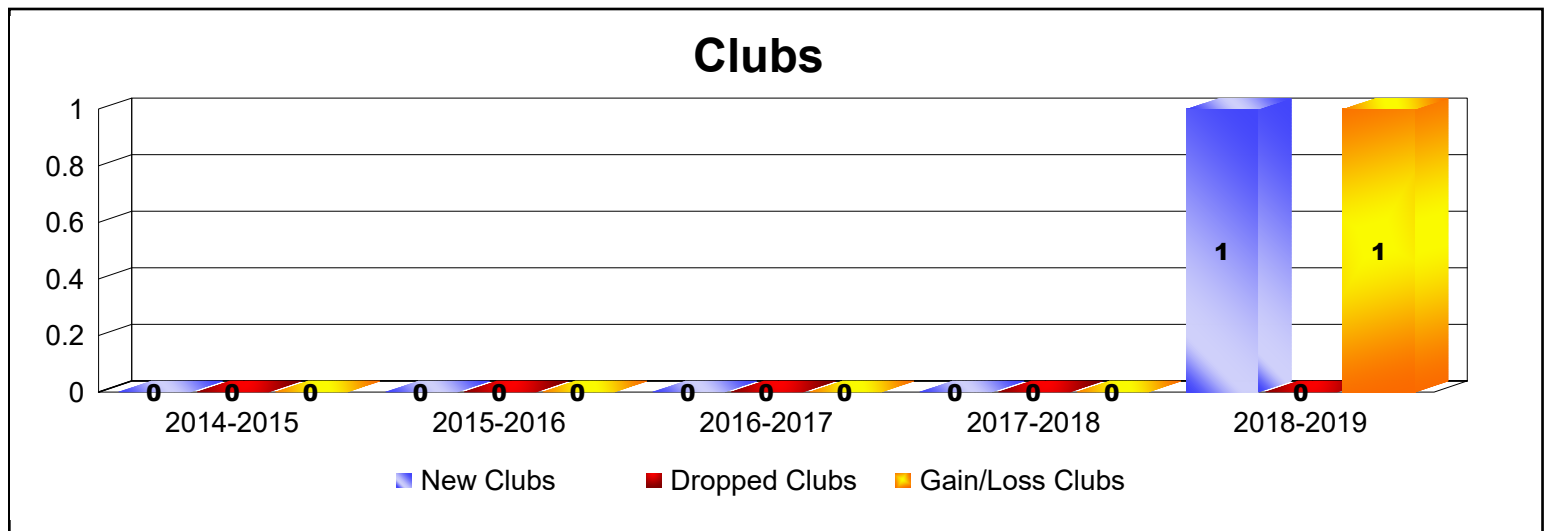
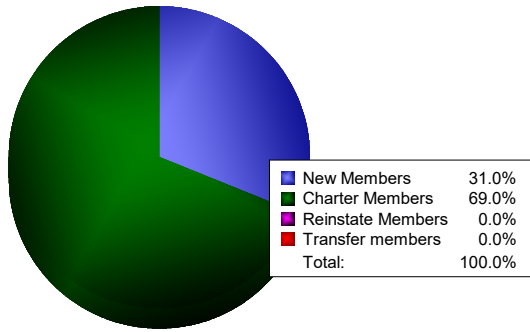


Year	New Clubs	Dropped Clubs	Gain/ Loss Clubs	New Members	Charter Members	Reinstate Members	Transfer Members	Total Member Added	Total Members Dropped	Gain/ Loss Members
2014-2015	0	0	0	0	0	0	0	0	0	0
2014-2015	0	0	0	8	0	0	0	8	-4	4
2015-2016	0	0	0	0	0	0	0	0	-1	-1
2015-2016	0	0	0	5	0	0	0	5	-12	-7
2016-2017	0	0	0	0	0	0	0	0	0	0
2016-2017	0	0	0	4	0	0	0	4	-2	2
2017-2018	0	0	0	0	0	0	0	0	0	0
2017-2018	0	0	0	8	0	0	0	8	-4	4
2018-2019	0	0	0	2	0	0	0	2	0	2
2018-2019	1	0	1	7	20	0	0	27	-5	22
Average	0	0	0	3	2	0	0	5	-3	3



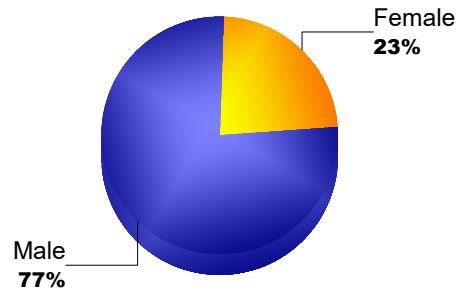
Membership Composition

June 2019 Cumulative



Gender Comparison

June 2019 Cumulative



Year	New Clubs	Dropped Clubs	Gain/ Loss Clubs	New Members	Charter Members	Reinstate Members	Transfer Members	Total Member Added	Total Members Dropped	Gain/ Loss Members
2014-2015	1	0	1	112	35	1	5	153	-181	-28
2015-2016	0	-2	-2	98	0	0	7	105	-182	-77
2016-2017	0	-1	-1	77	1	0	12	90	-209	-119
2017-2018	0	-1	-1	82	0	1	3	86	-176	-90
2018-2019	0	-2	-2	93	0	1	9	103	-147	-44
Average	0	-1	-1	92	7	1	7	107	-179	-72

